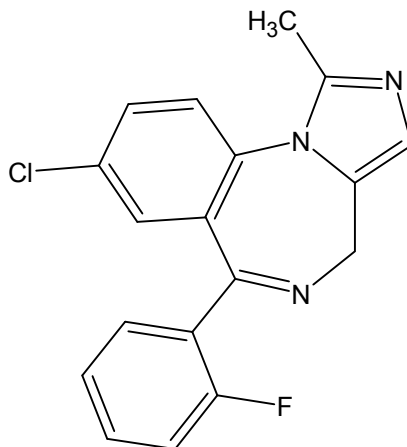




Midazolam

The Drug Enforcement Administration's Special Testing and Research Laboratory generated this monograph using structurally confirmed reference material.



1. GENERAL INFORMATION

IUPAC Name:	8-chloro-6-(2-fluorophenyl)-1-methyl-4H-imidazo[1,5-a][1,4]benzodiazepine
CAS#:	59467-70-8
Synonyms:	Not Available
Source:	DEA Reference Material Collection
Appearance:	White Powder
UV_{max}(nm):	Not Determined

2. CHEMICAL AND PHYSICAL DATA

2.1 CHEMICAL DATA

Form	Chemical Formula	Molecular Weight	Melting Point (°C)
Base	C ₁₈ H ₁₃ ClFN ₃	325.77	160.1



Midazolam

The Drug Enforcement Administration's Special Testing and Research Laboratory generated this monograph using structurally confirmed reference material.



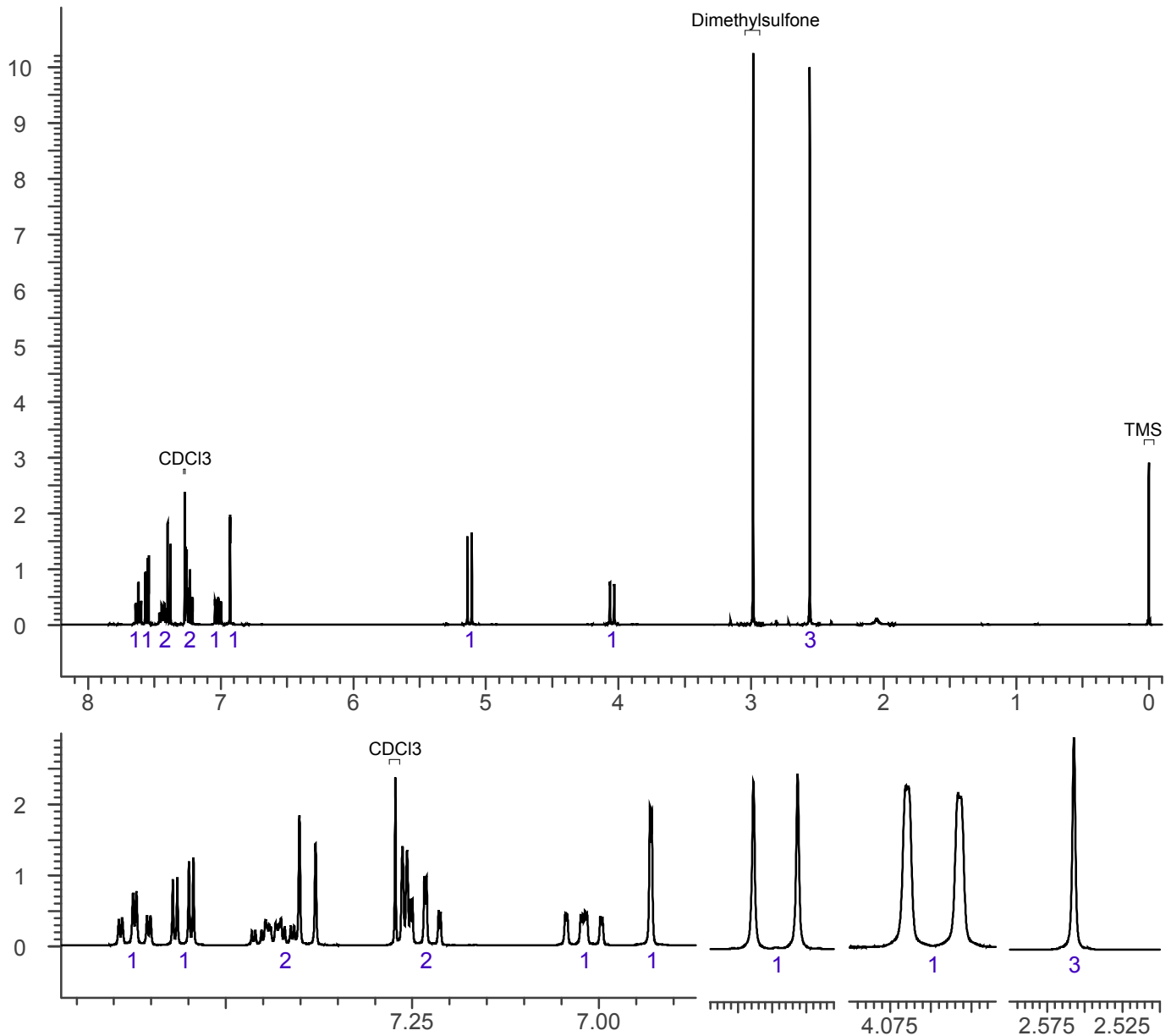
3. QUALITATIVE DATA

3.1 NUCLEAR MAGNETIC RESONANCE

Sample Preparation: Dilute analyte to ~20 mg/mL in CDCl₃ containing TMS for 0 ppm reference and dimethylsulfone as quantitative internal standard.

Instrument: 400 MHz NMR spectrometer
Parameters: Spectral width: at least containing -3 ppm through 13 ppm
Pulse angle: 90°
Delay between pulses: 45 seconds

¹HNMR: Midazolam; Lot# 812032; CDCl₃; 400MHz





Midazolam

The Drug Enforcement Administration's Special Testing and Research Laboratory generated this monograph using structurally confirmed reference material.



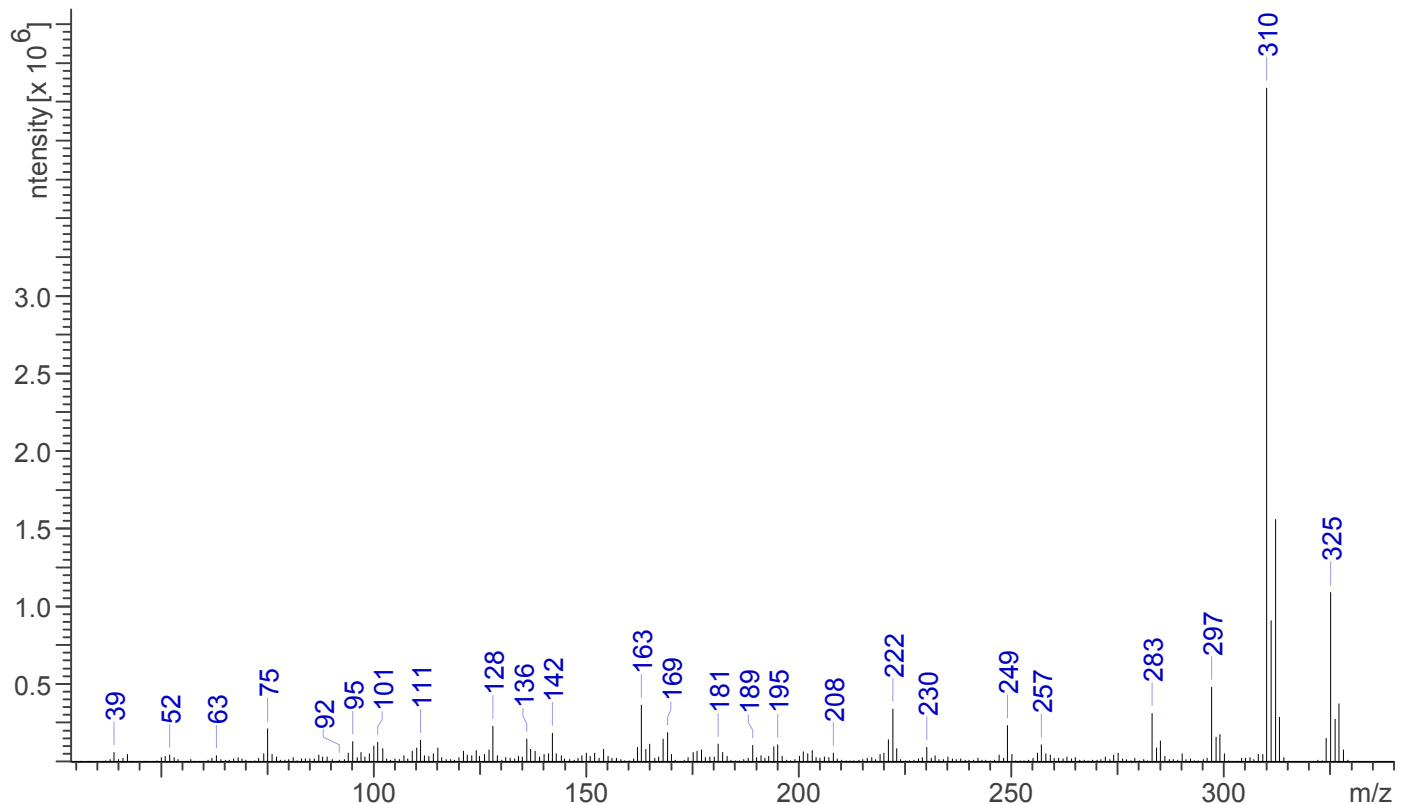
3.2 GAS CHROMATOGRAPHY/MASS SPECTROMETRY

Sample Preparation: Dilute analyte ~5 mg/mL in CHCl₃.

Instrument: Agilent gas chromatograph operated in split mode with MS detector
Column: HP-5 MS (or equivalent); 30m x 0.25 mm x 0.25 μm
Carrier Gas: Helium at 1 mL/min
Temperatures: Injector: 280°C
MSD transfer line: 280°C
MS Source: 230°C
MS Quad: 150°C
Oven program:
1) 100°C initial temperature for 1.0 min
2) Ramp to 280°C at 12 °C/min
3) Hold final temperature for 9.0 min

Injection Parameters: Split Ratio = 25:1, 1 μL injected
MS Parameters: Mass scan range: 30-550 amu
Threshold: 100
Tune file: stune.u
Acquisition mode: scan

Retention Time: 16.192 min





Midazolam

The Drug Enforcement Administration's Special Testing and Research Laboratory generated this monograph using structurally confirmed reference material.

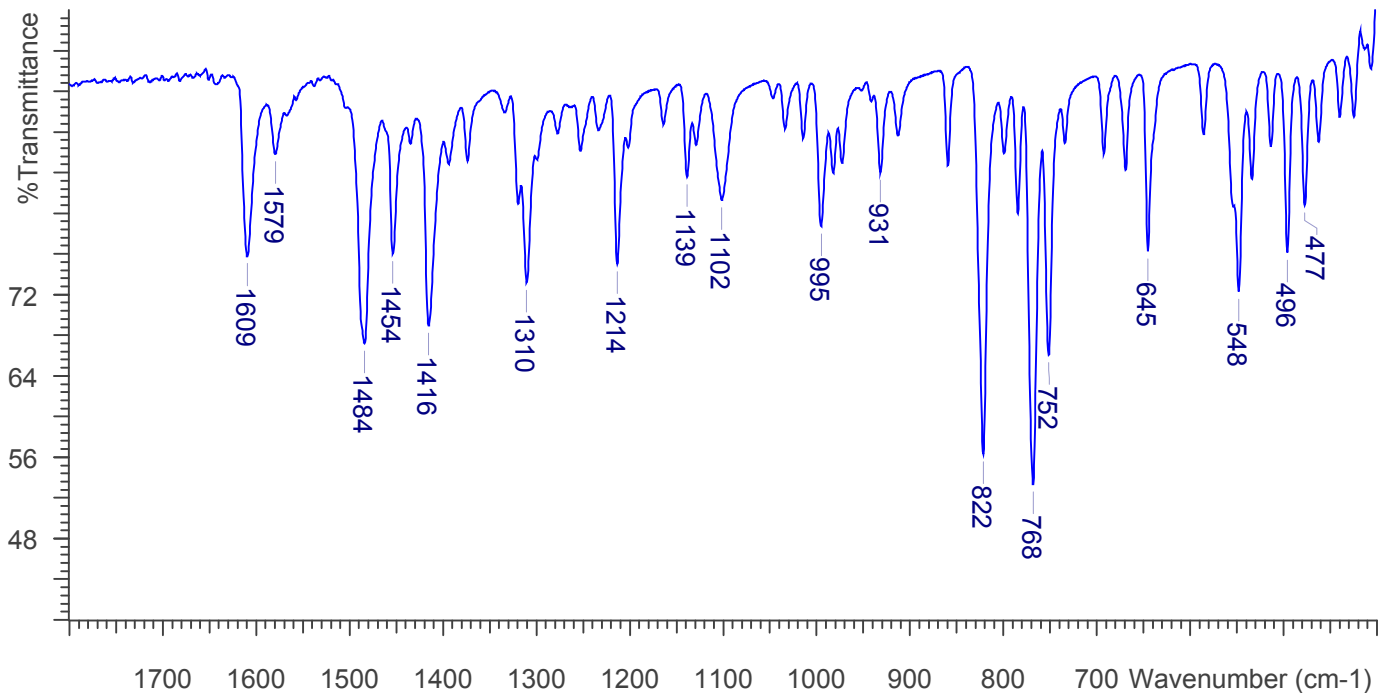
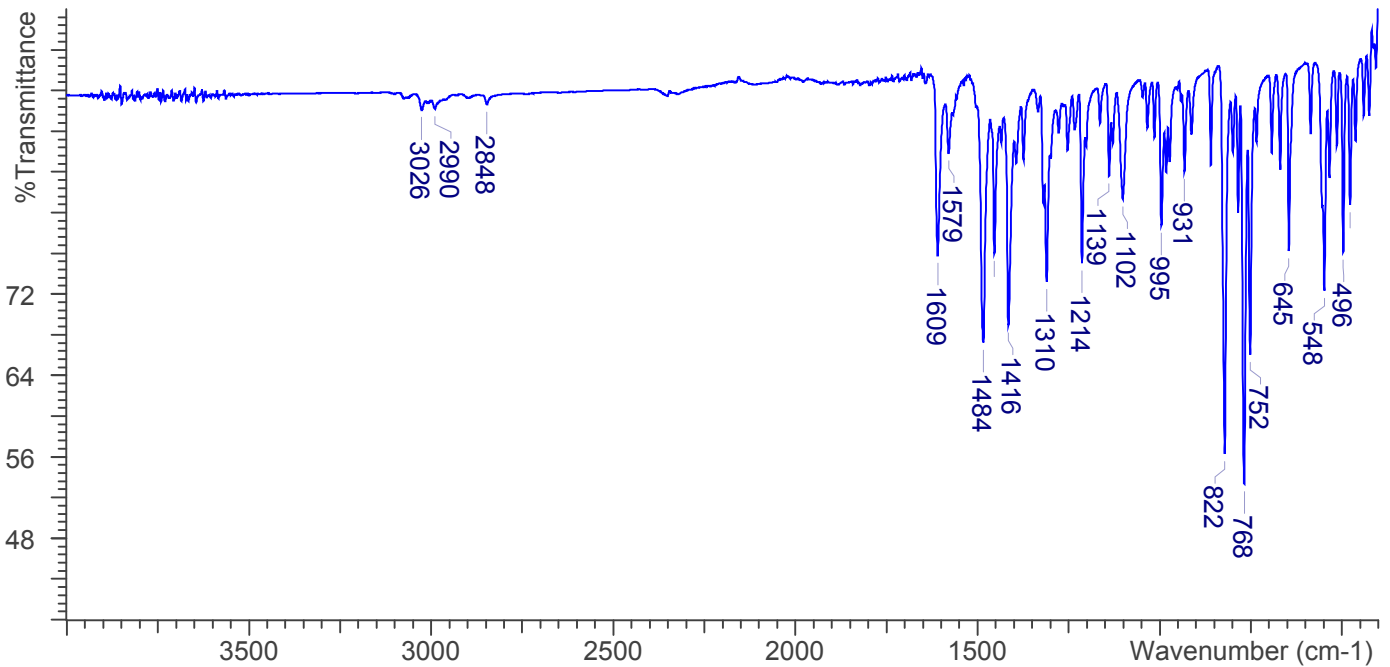


3.3 INFRARED SPECTROSCOPY (FTIR)

Instrument: FTIR with diamond ATR attachment (1 bounce)

Scan Parameters:
Number of scans: 32
Number of background scans: 32
Resolution: 4 cm^{-1}
Sample gain: 1
Aperture: 150

FTIR ATR (Diamond 1 Bounce): Midazolam; Lot #812032





Midazolam

The Drug Enforcement Administration's Special Testing and Research Laboratory generated this monograph using structurally confirmed reference material.



4. ADDITIONAL RESOURCES

[*Forendex*](#)

[*Wikipedia*](#)