



2C-T-7

The Drug Enforcement Administration's Special Testing and Research Laboratory generated this monograph using structurally confirmed reference material.



3. QUALITATIVE DATA

3.1 NUCLEAR MAGNETIC RESONANCE

Sample Preparation: Dilute analyte to ~10 mg/mL in CD₃OD containing TMS for 0 ppm reference and maleic acid as quantitative internal standard.

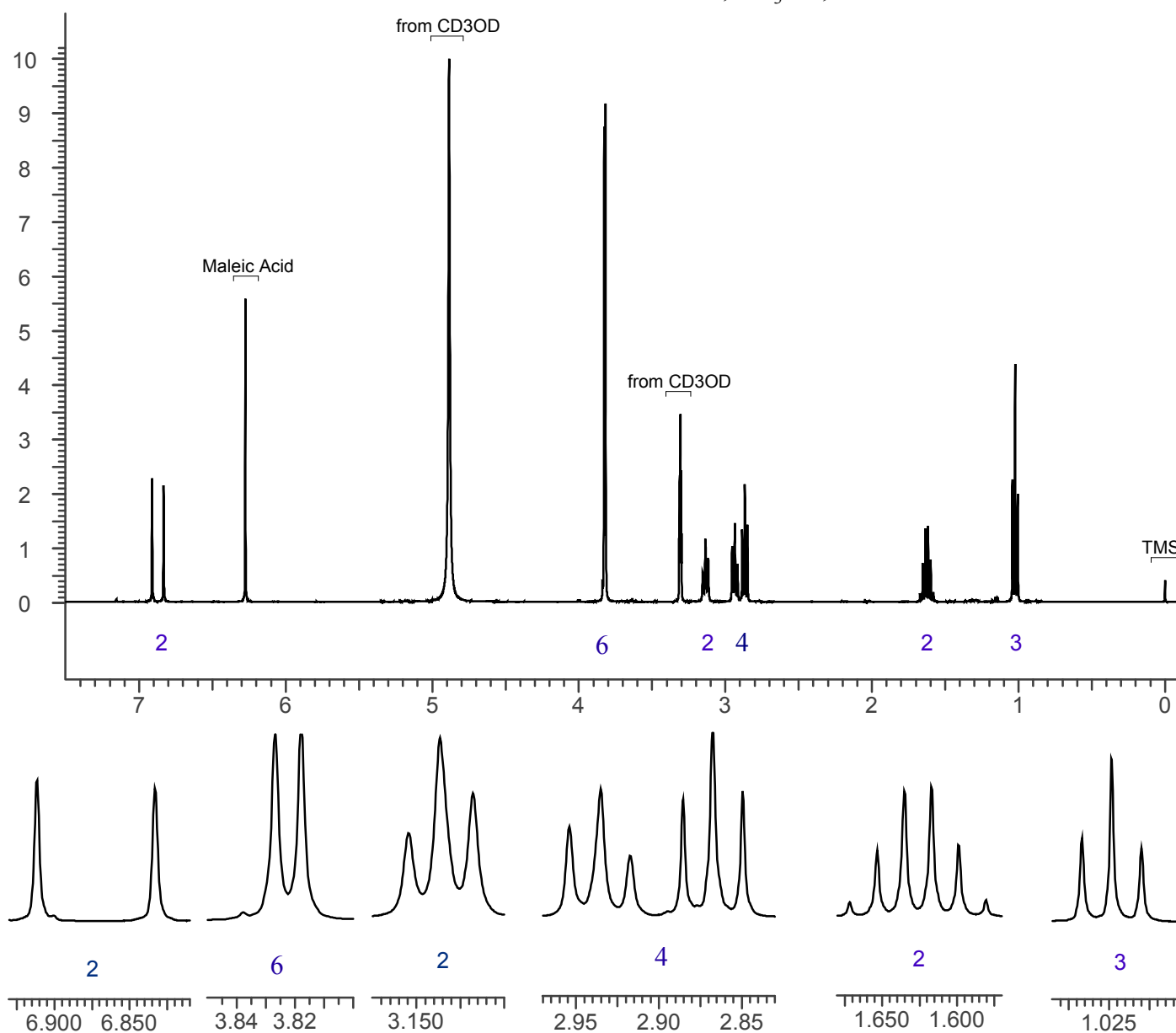
Instrument: 400 MHz NMR spectrometer

Parameters: Spectral width: at least containing -3 ppm through 13 ppm

Pulse angle: 90°

Delay between pulses: 45 seconds

¹H NMR: 2C-T-7 HCl Lot # 2TDM-198-01; CD₃OD; 400MHz





2C-T-7

The Drug Enforcement Administration's Special Testing and Research Laboratory generated this monograph using structurally confirmed reference material.

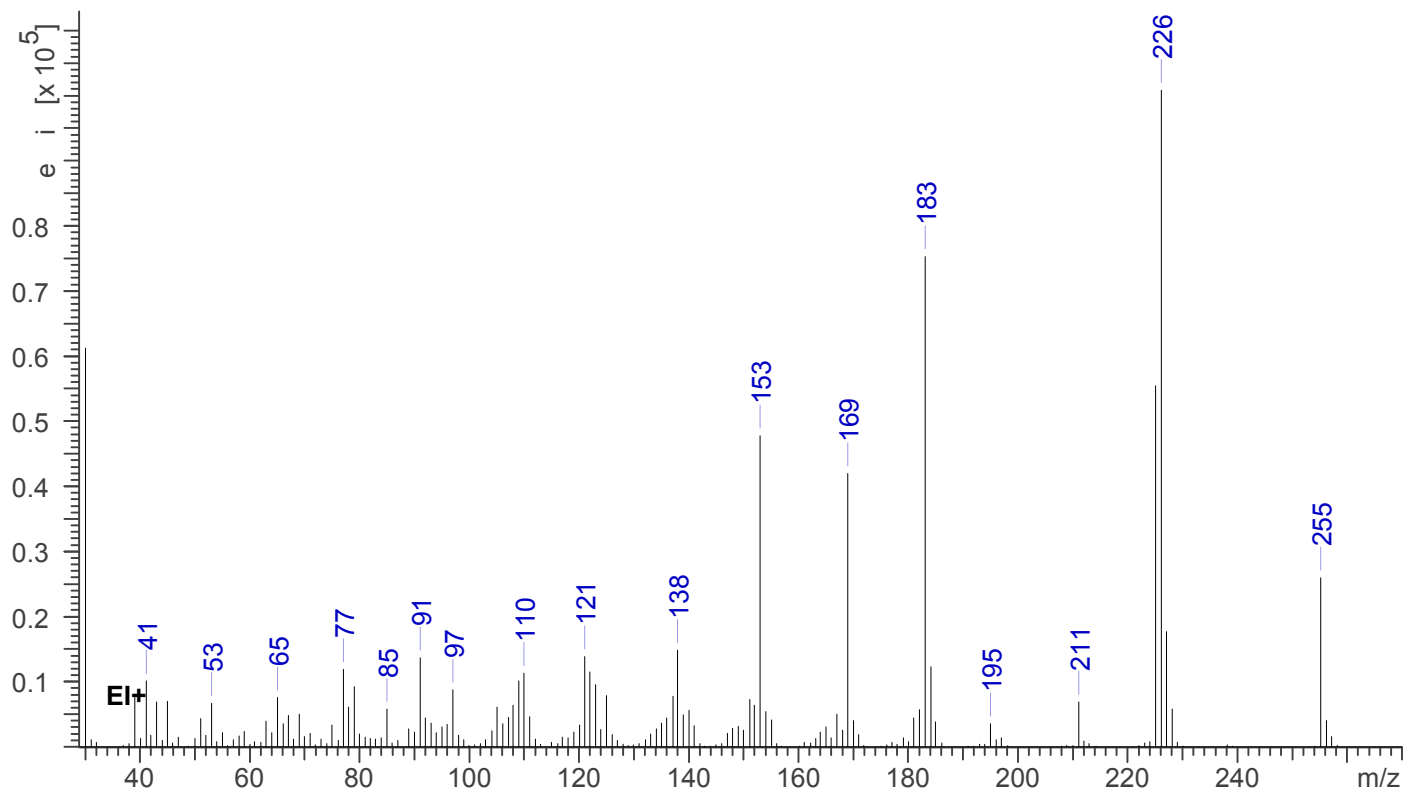


3.2 GAS CHROMATOGRAPHY/MASS SPECTROMETRY

Sample Preparation: Dilute analyte ~1 mg/mL in chloroform.

Instrument: Agilent gas chromatograph operated in split mode with MS detector
Column: DB-1 MS (or equivalent); 30m x 0.25 mm x 0.25 μ m
Carrier Gas: Helium at 1 mL/min
Temperatures: Injector: 280°C
MSD transfer line: 280°C
MS Source: 230°C
MS Quad: 150°C
Oven program:
1) 100°C initial temperature for 1.0 min
2) Ramp to 300°C at 12 °C/min
3) Hold final temperature for 9.0 min
Injection Parameters: Split Ratio = 20:1, 1 μ L injected
MS Parameters: Mass scan range: 30-550 amu
Threshold: 100
Tune file: stune.u
Acquisition mode: scan
Retention Time: 11.057 min

EI Mass Spectrum: 2C-T-7 HCl Lot # 2TDM-198-01



2C-T-7

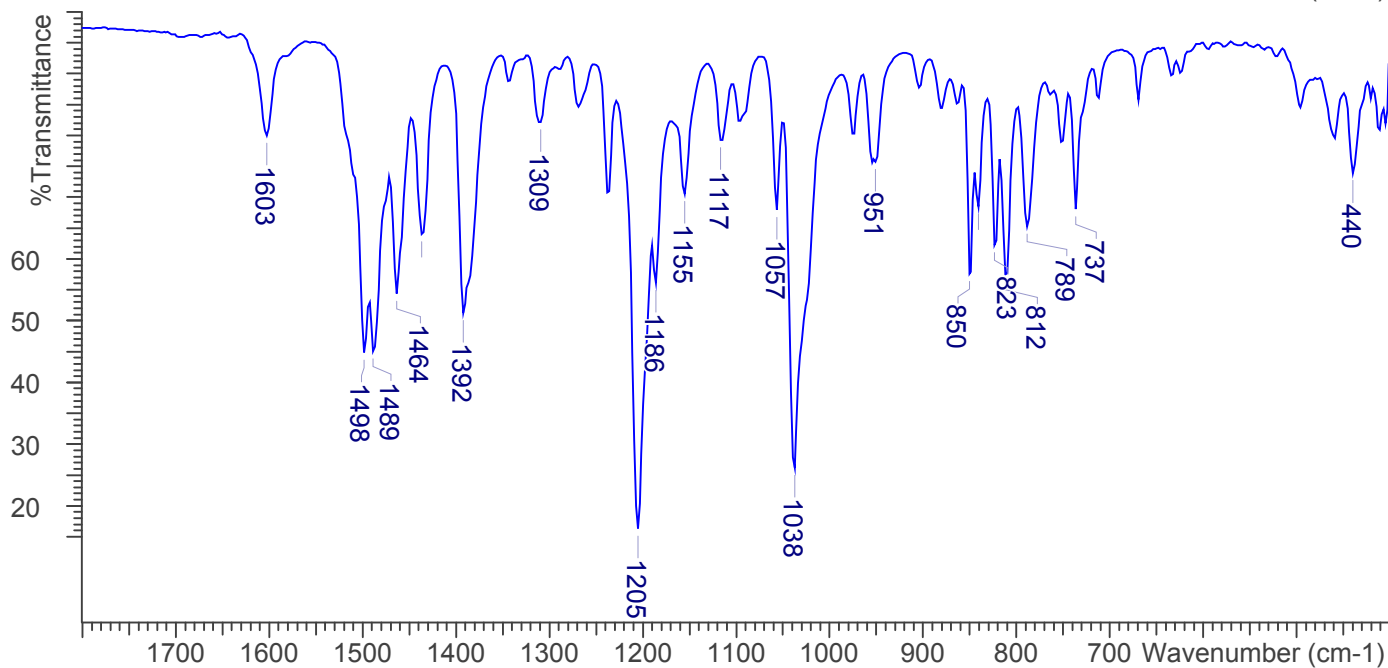
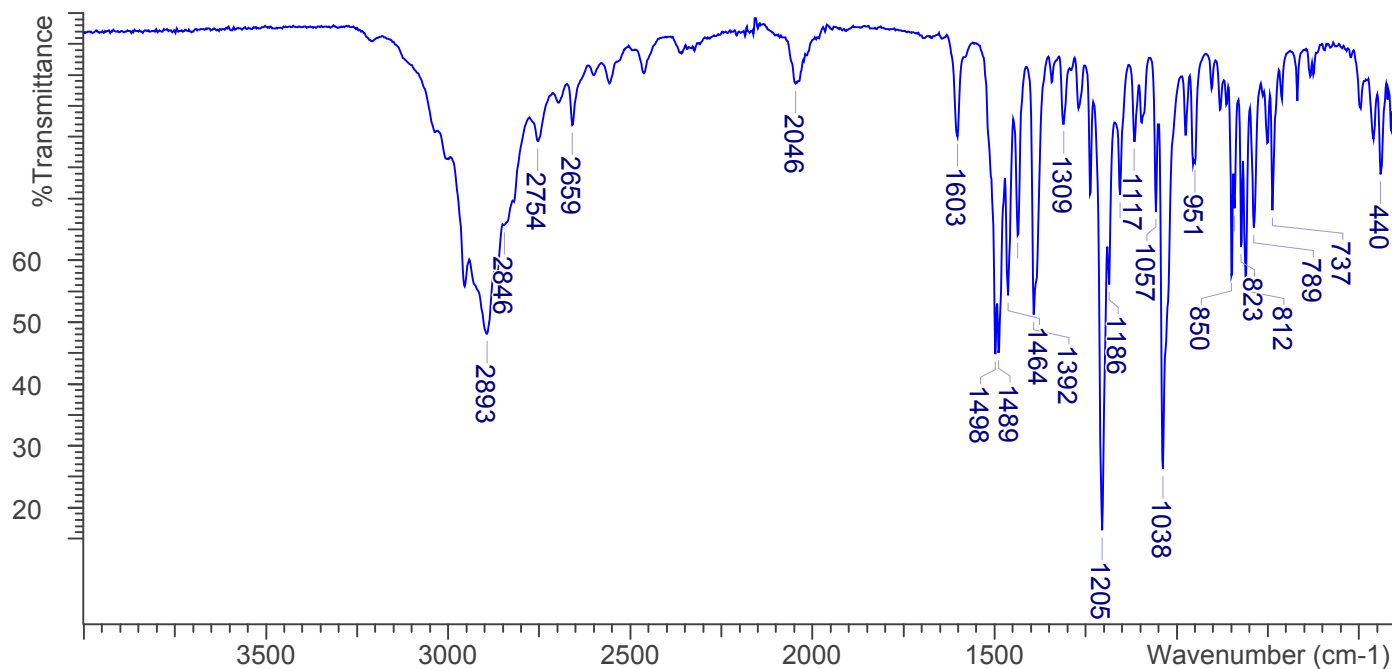
The Drug Enforcement Administration's Special Testing and Research Laboratory generated this monograph using structurally confirmed reference material.

3.3 INFRARED SPECTROSCOPY (FTIR)

Instrument: FTIR with diamond ATR attachment (3 bounce)

Scan Parameters: Number of scans: 32
Number of background scans: 32
Resolution: 4 cm⁻¹
Sample gain: 8
Aperture: 150

FTIR ATR (Diamond, 3 Bounce): 2C-T-7 HCl Lot # 2TDM-198-01



2C-T-7

The Drug Enforcement Administration's Special Testing and Research Laboratory generated this monograph using structurally confirmed reference material.

4. ADDITIONAL RESOURCES

[Forendex](#)

[Wikipedia](#)